

KENOSHA COUNTY 2014 TREE ORDER FORM

DEPARTMENT OF PLANNING AND DEVELOPMENT

19600 75TH STREET


SUITE 185-3

BRISTOL, WI 53104

(262) 857-1895



"There are two great times to plant trees: the first was 20 years ago -- the other is right now."



Office Use Only

| COMMON NAME | SIZE RANGE | PRICE/25 TREES | # of BUNDLES | TOTAL PRICE |
|-----------------------------|-------------------|-----------------------|--------------------|-------------|
| EVERGREENS | | | | |
| BLACK HILLS SPRUCE | 12 to 16" – TP | \$25.00 | | |
| FRASIER FIR | 12 to 16" – TP | \$25.00 | | |
| NORWAY SPRUCE | 7 to 15" – TP | \$25.00 | | |
| WHITE PINE | 7 to 15" – TP | \$25.00 | | |
| EASTERN ARBORVITAE | 12 to 16" – TP | \$25.00 | | |
| DECIDUOUS TREES | | | | |
| BLACK CHERRY | 18 to 24" – S | \$20.00 | | |
| HIGHBUSH CRANBERRY | 18 to 24" – S | \$20.00 | | |
| HYBRID POPLAR | 24 to 36" – S | \$20.00 | | |
| NORTHERN RED OAK | 18 to 24" – S | \$20.00 | | |
| RED MAPLE | 18 to 24" – S | \$20.00 | | |
| SARGENT CRABAPPLE | 18 to 24" – S | \$20.00 | | |
| SHADBLOW SERVICEBERRY | 18 to 24" – S | \$20.00 | | |
| SUGAR MAPLE | 18 to 24" – S | \$20.00 | | |
| TULIP TREE | 18 to 24" – S | \$20.00 | | |
| WHITESPIRE BIRCH | 18 to 24" – S | \$20.00 | | |
| SHRUBS | | | | |
| COMMON LILAC | 18 to 24" – S | \$20.00 | | |
| EASTERN RED BUD | 18 to 24" – S | \$20.00 | | |
| FORSYTHIA | 12 to 18" – S | \$20.00 | | |
| HAZELNUT | 18 to 24" – S | \$20.00 | | |
| NORTHERN BAYBERRY | 12 to 18" – S | \$20.00 | | |
| RED-OSIER DOGWOOD | 18 to 24" – S | \$20.00 | | |
| RUGOSA ROSE | 18 to 24" – S | \$20.00 | | |
| OTHER ITEMS | | | | |
| WATER GEL | 1 Bag / 100 Trees | \$2.00 PER BAG | | |
| S=Seedlings TP=Transplants | | | GRAND TOTAL | |
| NAME _____ PHONE _____ | | | | |
| ADDRESS _____ | | | | |
| CITY _____ | | STATE _____ | ZIP CODE _____ | |
| E-MAIL _____ | | | | |
| TOTAL CHECK AMOUNT \$ _____ | | | | |

DEADLINE FOR ORDERING: FEBRUARY 28, 2014

ALL PRICES INCLUDE SALES TAX. SINGLE ORDERS OF 500 TREES OR MORE RECEIVE A 10% DISCOUNT

ORDER FORMS ARE ALSO ON THE WEB AT www.kenoshacounty.org/index.aspx?nid=713

MAKE CHECK or MONEY ORDER PAYABLE to: KENOSHA COUNTY PLANNING AND DEVELOPMENT

ALL STOCK IS PERISHABLE, AND MUST BE PICKED-UP ON DELIVERY DAY, MID-APRIL (NOTICE WILL BE MAILED TO YOU)

ORDER EARLY - LIMITED SUPPLY - CHECKS WILL BE RETURNED IF YOUR ORDER CANNOT BE FILLED

FULL PAYMENT MUST BE INCLUDED WITH THE ORDER. NO REFUND/WARRANTY ON ALL PRODUCTS.



2014 KENOSHA COUNTY TREES & SHRUBS



BLACK CHERRY, *Prunus serotina* (Growth rate- fast)

The Black Cherry may grow to 60-80 feet tall by 30 feet wide (or larger) when it is found in an open field and live as long as 150 years. The fruit is a reddish-black cherry, which is edible although quite acidic. This species is found on a wide variety of soils. The black cherry is one of the largest cherries and, as such, its wood can be very valuable.



BLACK HILLS SPRUCE, *Picea glauca densata* (Growth rate- slow)

Desirable, dense symmetrical cone shape to this evergreen conifer. Bright-green needles mature to an interesting blue-green. Great landscape accent, very useful as windbreak or screening. Full sun. Slow grower to 20 to 25 feet tall, 10 to 12 feet wide, can be larger with time. Shapely “Christmas” tree type ornamental, with short bluish foliage.



COMMON LILAC, *Syringa vulgaris* (Growth rate medium)

The Common lilac is noted for its showy, fragrant bloom in the late spring. Flowers come in many colors ranging from white, pink, blue, lavender to reddish-purple. Grows best in well drained, fertile soils, under full sunlight. Average height is 15'.



EASTERN ARBORVITAE, *Thuja occidentalis* (Growth rate – fast)

a.k.a. American arborvitae is an ornamental and timber evergreen conifer of the cypress family. Its shimmering emerald green year-round dense foliage makes the best hedge or privacy screen. They will grow to a mature height of 15 to 25 feet and a mature spread of 4 to 6 feet. They prefer full sun to partial shade, and can grow in a variety of soil conditions. This is one of the most cold-hardy trees known.



EASTERN RED BUD, *Cercis canadensis* (Growth rate- fast)

Rosy pink flowers appear in April. Reddish-purple leaves change to dark green, then to yellow. Forms a spreading, graceful crown. Full sun or light shade. Partial shade preferred in windy, dry areas. Grows to 20' to 30', 30' mature spread.



FORSYTHIA, *Forsythia 'lynwood gold'* (Growth rate- fast)

a.k.a. Lynwood Gold is a dense growing plant with an upright habit. Forsythia is excellent for hedging, fast growing and tolerant of moist soils. Grows 6 to 8 feet tall and wide and does best in sun to light shade. Yellow flowers bloom early in the spring. Fall color is purple.



FRASER FIR, *Abies fraseri* (Growth rate – medium)

Often referred to as the Cadillac of Christmas trees. This tree has an excellent fragrance with exceptional needle retention. Strong branches are turned slightly upward which give the tree a compact appearance and shows the silvery color. Full to partial sun. Likes cool, moist, well-drained soils. Height 30-40 ft Width 20-25 ft.



HAZELNUT *Corylus americana* (Growth rate- fast)

A large fast growing shrub with showy spring flowers. The Hazel Nut can grow to 8-12' tall with a crown spread of 10', creating a dense privacy screen, perfect for a hedgerow and as nesting sites for birds. The nuts of this American Hazel Nut have a higher nutritional value than acorns and beechnuts, making them a valuable food source for wildlife eaten by turkey, ruffed grouse, and pheasants.



HIGHBUSH CRANBERRY, *Viburnum trilobum* (Growth rate- fast)

a.k.a. American Cranberry - grows to 15' and rounded in shape. They make a great hedge or privacy screen. Flowers are very small, white, similar to other ornamental Viburnums. Yellow to red-purple fall color. The fruit is showy red and very persistent, remaining on the bushes well after frost and brightening the winter landscape. Use fruits in jelly, preserves or sauces. This shrub has very few insect problems and prefers good, well-drained soil.








HYBRID POPLAR *Populus* (Growth Rate – Extremely fast)


Grown from rooted cuttings this extremely fast grower is widely used in the fuel, pulp and fiber industry also makes an excellent windbreak. Hybrid Poplars can provide privacy and windscreens in 3 years, living borders and shade in 4 years and firewood in 5 years. Hybrid poplar trees grow up to 10 feet per year and they live 40+ years.



NORTHERN BAYBERRY, *Myrica pennsylvanica* (Growth rate- medium)

The Northern Bayberry is a perennial shrub. It blooms in the late spring, with fruit and seed production starting in the summer and continuing until fall. The Bayberry has green foliage and yellow flowers, with blue fruits. The scented fruit of the bayberry was a source of wax for early settlers in America. This scent is still used in candle making. At maturity, the typical Northern Bayberry will reach up to 12 feet high. It has a high tolerance to drought and restricted water conditions.

| | |
|---|--|
|  | <p>NORTHERN RED OAK, <i>Quercus rubra</i> (Growth rate- medium)</p> <p>This oak tree thrives in rich, well-drained soils and is commonly found throughout Wisconsin. The Red Oak can reach heights of 60 to 75 ft in full or partial sun. Fall brings a display of russet-red colors. The acorns of the red oak, larger than those of any other oak, are very bitter but savored by wildlife. The wood of the red oak group has similar properties to that of white oaks but is much more porous and less resistant to decay. It is used for general construction, railroad ties, furniture, interior finish, and flooring.</p> |
|  | <p>NORWAY SPRUCE (Growth rate – fast)</p> <p>The Norway Spruce is the most widespread, fastest growing, largest and most disease resistant spruce in the northern hemisphere. This is not a tree for a small yard! The Norway Spruce can grow 2-3+ feet per year their first 25 years under good conditions. The Norway spruce has a fibrous deep spreading root system that makes this tree very wind stable, able withstand winds up to 100MPH.</p> |
|  | <p>RED MAPLE, <i>Acer rubrum</i> (Growth rate- fast)</p> <p>Brilliant fall coloring is one of the outstanding features of the Red Maple. This tree prefers full sun to partial shade and tolerates both extremely wet to extremely dry soils. The Red maple is prized as an ornamental shade tree because of its rapid growth, reaching heights of 40-70' tall. Leaves have a silvery underside and turn a pale yellow in the fall. .</p> |
|  | <p>RED OSIER DOGWOOD, <i>Cornus sericea</i> (Growth rate- fast)</p> <p>Grows best in moist to wet soils with full sunlight. Average height is 8' and it spreads outward to 6'. The Red Osier is a sense fast growing plant with bright red twigs and white flowers and white berries in the summer. Leaves turn dark red in the fall.</p> |
|  | <p>RUGOSA ROSE, <i>Rosa rugosa</i> (Growth rate- fast)</p> <p>The Rugosa Rose is a shrub mainly used as a hedge that has beautiful pink flowers that continually bloom from June through August and are 2 1/2 to 3 1/2 inches in size. It develops 1 inch red berries in August which last through the winter to provide food for wildlife. Grows to a height of 6' high and 6' wide.</p> |

| | |
|---|---|
|  | <p>SARGENT CRABAPPLE <i>Malus sargentii</i> (Growth rate – medium)</p> <p>'Roselow' Sargent's Crabapple is a small dense-branching crabapple that is covered with pure white fragrant blossoms in mid-May. One of the smallest crabapples, it reaches a height of only 8 feet. Full sun is ideal. Resistant to drought, soil compaction and flooding. This tree does well on a variety of soils and is an excellent planting for wildlife or windbreak.</p> |
|  | <p>SUGAR MAPLE, <i>Acer saccharum</i> (Growth rate- medium)</p> <p><u>Wisconsin's State Tree</u> is the Sugar Maple. Sugar Maple is a favorite shade tree with reliable fall color. Found in the open, Sugar Maple may easily grow to 80 ft tall by 40 ft wide. Sugar Maple thrives when it is planted into rich, moderately deep soils having even moisture coupled with good drainage. Has brilliant red, orange, and yellow fall color.</p> |
|  | <p>SWAMP WHITE OAK, <i>Quercus macrocarpa</i> (Growth rate medium)</p> <p>Swamp white oak is a medium sized tree of the north central and northeastern mixed forests. It is found in lowlands, along edges of streams, and in swamps subject to flooding. It is rapid growing and long lived, reaching 300 to 350 years. The hard strong wood is commercially valuable and is usually cut and sold as white oak. Many kinds of wildlife eat the acorns, particularly ducks.</p> |
|  | <p>TULIP TREE <i>Liriodendron tulipifera</i> (Growth rate – fast)</p> <p>A fast-growing tree with bright green leaves that resemble tulip flowers in profile and turn golden yellow in fall. Greenish-yellow flowers are carried high in the tree. Stems are aromatic. Oval in shape, grows well in various soils, likes full sun. Grows to 70' to 90', 40' spread.</p> |
|  | <p>WHITE PINE, <i>Pinus strobes</i> (Growth rate- fast)</p> <p>The White Pine is a hardy, valuable tree. This pine is distinguished from all other pines by the fact that its soft bluish-green needles occur in bundles of five. Because of its vigorous rate of growth and high-quality wood, white pine is a leader in the lumber market. White pine prefers a sunny location and tolerates most moist, well-drained soils. This tree grows 50' to 80' with a 20-40' spread. Ideal screen or windbreak species.</p> |



WHITE SPIRE BIRCH, *Betula populifolia* (Growth rate- medium)

a.k.a. Gray Birch reaches 20 to 40'. Leaves turn a lovely yellow color in autumn before dropping. For the first four or five years, the bark is dark brown but later takes on a smooth, chalky-white appearance but does not peel as readily as the bark of white birches. The White Spire Birch is heat tolerance and disease resistance. Grows well in full sun and under a wide range of soil types.



WATER GEL, 1 bag will treat about 100 trees

Water Gel is a powder, which is mixed with water to form a gel that the roots of the seedling are dipped into. The gel acts as a water-holding medium and helps to maintain an even moisture balance around the seedling roots after planting. The gel will remain active for at least one growing season.

| COMMON NAME | DESCRIPTION AND CHARACTERISTICS |
|--|---|
| BLACK CHERRY GROWTH RATE FAST | The Black Cherry may grow to 60-80 feet tall by 30 feet wide (or larger) when it is found in an open field and live as long as 150 years. The fruit is a reddish-black cherry, which is edible although quite acidic. This species is found on a wide variety of soils. The black cherry is one of the largest cherries and, as such, its wood can be very valuable. |
| BLACK HILLS SPRUCE GROWTH RATE - SLOW | Black Hills Spruce can reach a height of six feet within nine years and is very long-lived. That slow growth results in dense growth, making it perfect for privacy screens and windbreaks. It prefers rich, moist soil and full sun but will also thrive in dry, well-drained locations. You won't have to fuss over it to enjoy a pleasing shape as it requires little or no pruning. Black Hills Spruce is virtually immune to the most common spruce pests and deer generally will even leave it alone. |
| COMMON LILAC GROWTH RATE - MEDIUM | The Common lilac is noted for its showy, fragrant bloom in the late spring. Flowers come in many colors ranging from white, pink, blue, lavender to reddish-purple. Grows best in well drained, fertile soils, under full sunlight. Average height is 15'. |
| EASTERN ARBORVITAE GROWTH RATE - MEDIUM | a.k.a. American arborvitae Bright emerald green year-round foliage. Its dense foliage makes an excellent hedge or privacy screen. They will grow to a mature height of 30 to 40 feet and a mature spread of 10 to 15 feet. They prefer full sun to partial shade, and can grow in a variety of soil conditions. The Eastern Arborvitae is tolerant of heat, cold, and wet sites. |
| EASTERN RED BUD GROWTH RATE- FAST | Spectacular rosy pink blossoms that appear in April, usually one of the first trees to welcome the spring. Great colorful foliage year round with reddish-brown leaves changing to dark green then to yellow in fall. Forms a spreading, graceful crown. Full sun or light shade. Grows to 20' to 30'in height with a 25' mature spread. |
| FORSYTHIA GROWTH RATE- FAST | a.k.a. Lynwood. Gold Sunny splashes of bright yellow flowers are forsythia's calling card, announcing the return of spring. The blooms are slightly bell-shape and range from butter yellow to gold. Forsythia is excellent for hedging, fast growing and tolerant of moist soils. Grows 6 to 8 feet tall and wide and does best in sun to light shade. Fall color is purple. |
| FRASER FIR GROWTH RATE - MEDIUM | Often referred to as the Cadillac of Christmas trees. Its fragrance, shape, strong limbs, and ability to retain its soft needles for a long time when cut (which do not prick easily when hanging ornaments) make it one of the best trees for this purpose. Full to partial sun. Likes cool, moist, well-drained soils. |
| HAZEL NUT GROWTH RATE- FAST | A large fast growing shrub with showy spring flowers. The Hazel Nut can grow to 8-12' tall with a crown spread of 10', creating a dense privacy screen, perfect for a hedgerow and as nesting sites for birds. The nuts of this American Hazel Nut have a higher nutritional value than acorns and beechnuts, making them a valuable food source for wildlife eaten by turkey, ruffed grouse, and pheasants. |
| HIGHBUSH CRANBERRY GROWTH RATE- FAST | a.k.a. American Cranberry - grows to 15' and rounded in shape. They make a great hedge or privacy screen. Flowers are very small, white, similar to other ornamental Viburnums. Yellow to red-purple fall color. The fruit is showy red and very persistent, remaining on the bushes well after frost and brightening the winter landscape. Use fruits in jelly, preserves or sauces. This shrub has very few insect problems and prefers good, well-drained soil. |
| HYBRID POPLAR GROWTH RATE - EXTREMELY FAST | Grown from rooted cuttings this extremely fast grower is widely used in the fuel, pulp and fiber industry also makes an excellent windbreak. Hybrid Poplars can provide privacy and windscreens in 3 years, living borders and shade in 4 years and firewood in 5 years. Hybrid poplar trees grow up to 10 feet per year and they live 40+ years. |
| NORTHERN BAYBERRY GROWTH RATE - SLOW | The Northern Bayberry is generally described as a Perennial Tree or Shrub. The Bayberry has green foliage and yellow flowers, with blue fruits. The typical Northern Bayberry can reach up to 12 feet high. It has high tolerance to drought conditions. The highly scented fruit of bayberry was a source of wax for early settlers in America. This scent is still used in candle making. |
| NORTHERN RED OAK GROWTH RATE - FAST | It is fast growing, easy to transplant, tolerant to a variety of soil conditions. Height: 50 to 75 feet. Spread: 50 to 75 feet. The abundant acorns attract wildlife, and the leaves develop a brick-red fall color. A variety of birds depend upon Red Oak acorns, the wild turkey in particular. |
| NORWAY SPRUCE GROWTH RATE - FAST | The Norway Spruce is the most widespread, fastest growing, largest and most disease resistant spruce in the northern hemisphere. This is not a tree for a small yard! The Norway Spruce can grow 2-3+ feet per year their first 25 years under good conditions. The Norway spruce has a fibrous deep spreading root system that makes this tree very wind stable, able withstand winds up to 100MPH. |
| RED MAPLE GROWTH RATE - FAST | Brilliant fall coloring is one of the outstanding features of the Red Maple. This tree prefers full sun to partial shade and tolerates both extremely wet to extremely dry soils. The Red maple is prized as an ornamental shade tree because of its rapid growth, reaching heights of 40-70' tall. Leaves have a silvery underside and turn a pale yellow in the fall. |
| RED OSIER DOGWOOD GROWTH RATE- FAST | This is an attractive plant year round. In the winter it is known for its flaming red bark and in the spring and summer for its light foliage that flickers in the wind. Fall foliage is golden to reddish on red stems. The small flowers are in large clusters of frothy white. The berries are pale with a touch of blue. Grows best in moist to wet soils with full sunlight. Average height is 8' and it spreads outward to 6'. |
| RUGOSA ROSE GROWTH RATE - FAST | The Rugosa Rose is a shrub mainly used as a hedge that has beautiful pink flowers that continually bloom from June through August and are 2 1/2 to 3 1/2 inches in size. It develops 1 inch red berries in August which last through the winter to provide food for wildlife. Grows to a height of 6' high and 6' wide. |
| SARGENT CRABAPPLE GROWTH RATE - MEDIUM | 'Roselow' Sargent's Crabapple is a small dense-branching crabapple that is covered with pure white fragrant blossoms in mid-May. One of the smallest crabapples, it reaches a height of only 8 feet. Full sun is ideal. Resistant to drought, soil compaction and flooding. This tree does well on a variety of soils and is an excellent planting for wildlife or windbreak. |
| SHADBLOW SERVICEBERRY GROWTH RATE - FAST | One of the first trees to bloom in early spring, these trees are covered with billowy masses of small white flowers. Berry-like fruits are produced in summer and are edible if the birds don't get them first. Serviceberry got its name from the custom in days gone by of cutting the branches in winter and forcing them into bloom for Sunday church services. Height: 25-30 feet. Sun to partial shade. |
| SUGAR MAPLE GROWTH RATE - MEDIUM | The Sugar Maple is a landscape standout. Medium to dark-green leaves turn yellow, burnt orange or red in fall. Tolerates shade, likes a well-drained, moderately moist, fertile soil. Do not plant in confined areas or where salt is a problem. Grows to 60' to 75', 40'-50' spread. The sugar maple tree is the principal source of maple sugar. |
| TULIP TREE GROWTH RATE FAST | A fast-growing tree with bright green leaves that resemble tulip flowers in profile and turn golden yellow in fall. Greenish-yellow flowers are carried high in the tree. Stems are aromatic. Oval in shape, grows well in various soils, likes full sun. Grows to 70' to 90', 40' spread. |
| WHITE PINE GROWTH RATE - FAST | The White Pine is a large, straight-stemmed tree with a pyramidal crown. Clustered soft blue-green needles. Ideal screen or windbreak. Likes moist, well-drained soils. Grows 50' to 80' with a 20-40' spread. Mature trees can easily be 200 to 250 years old. |
| WHITESPIRE BIRCH GROWTH RATE - FAST | Whitespire Birch has a nice narrow, pyramidal size and has chalky white bark that looks great all season long, because of its shape it's great along property lines. The bright green leaves rustle in the wind and turn the brightest yellow in the fall. It is heat tolerance and disease resistance. Grows well in full sun, reaching 50-60 feet when mature. It does well under a wide range of soil types. |