

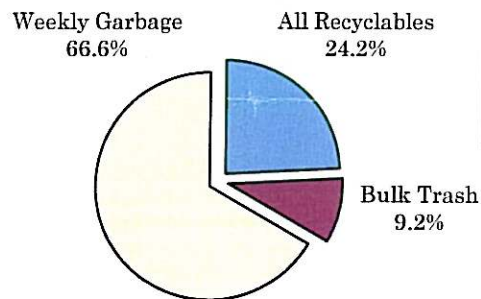
# The Village of Bristol Johns 2010 4th Qtr & Year End Recycling Report

Single Stream, Tons	Year Total	1st Quarter	2nd Quarter	3rd Quarter	4th Quarter
Paper	304.1	65.3	73.0	84.7	81.1
Cardboard	62.0	13.3	14.9	17.3	16.6
Glass	59.5	12.8	14.3	16.6	15.9
#1 Plastic	17.8	3.8	4.3	5.0	4.7
#2 Plastic	14.2	3.1	3.4	4.0	3.8
Tin Cans	14.7	3.2	3.5	4.1	3.9
Al Cans	4.1	0.9	1.0	1.1	1.1
Single Stream Total	477	102	114	133	127
Recycled bulk Items					
Scrap Metal	29.5	5.3	9.7	8.0	6.5
Tires	6.2	1.1	2.0	1.7	1.4
Batteries	1.7	0.3	0.5	0.5	0.4
Drain Oil	0.30	0.1	0.2	0.014	0.0
Recycled bulk Items Total	38	7	12	10	8
<b>Total Recyclables</b>	<b>514</b>	<b>109</b>	<b>127</b>	<b>143</b>	<b>135</b>
Bulk Trash	196	39	60	52	45
<b>Total Garbage*</b>	<b>1613</b>	<b>331</b>	<b>428</b>	<b>467</b>	<b>387</b>

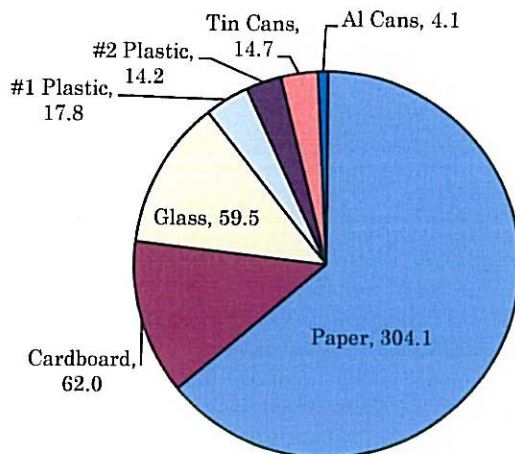
Population 4863

Year to date Lbs per capita recycled **211.5**

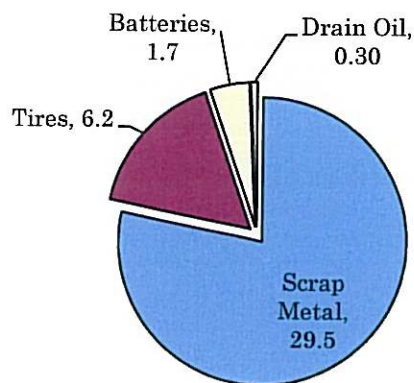
## Waste Stream Breakdown



## Single Stream Recyclables, Tons



## Recycled Bulk Items, Tons



Report completed by:  
 Johns Disposal Service, Inc.  
 PO Box 329  
 Whitewater, WI 53190  
 262 473 4700

\*Total garbage weight includes weekly garbage, trash from monthly bulk and residual garbage removed from recyclables.

12/31/2010

# The Town of Bristol

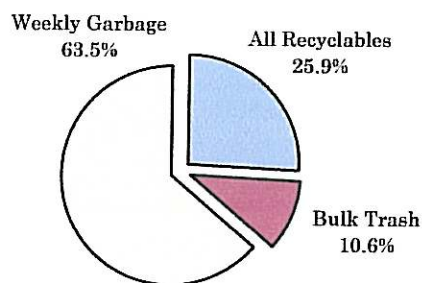
## Johns 2009 4th Quarter Recycling Report

Single Stream, Tons	Year Total	1st Quarter	2nd Quarter	3rd Quarter	4th Quarter
Paper	339.6	89.5	76.5	89.0	84.6
Cardboard	69.3	18.3	15.6	18.2	17.3
Glass	66.4	17.5	15.0	17.4	16.5
#1 Plastic	19.9	5.2	4.5	5.2	4.9
#2 Plastic	15.9	4.2	3.6	4.2	4.0
Tin Cans	16.5	4.3	3.7	4.3	4.1
Al Cans	4.5	1.2	1.0	1.2	1.1
Single Stream Total	532	140	120	139	133
Recycled bulk Items					
Scrap Metal	49.7	10.1	17.4	13.3	8.9
Tires	10.5	2.1	3.7	2.8	1.9
Batteries	2.8	0.6	1.0	0.8	0.5
Drain Oil	0.52	0.2	0.3	0.0	0.0
Recycled bulk Items Total	63	13	22	17	11
<b>Total Recyclables</b>	<b>596</b>	<b>153</b>	<b>142</b>	<b>156</b>	<b>144</b>
Bulk Trash	242	45	74	84	40
<b>Total Garbage*</b>	<b>1701</b>	<b>377</b>	<b>435</b>	<b>465</b>	<b>425</b>

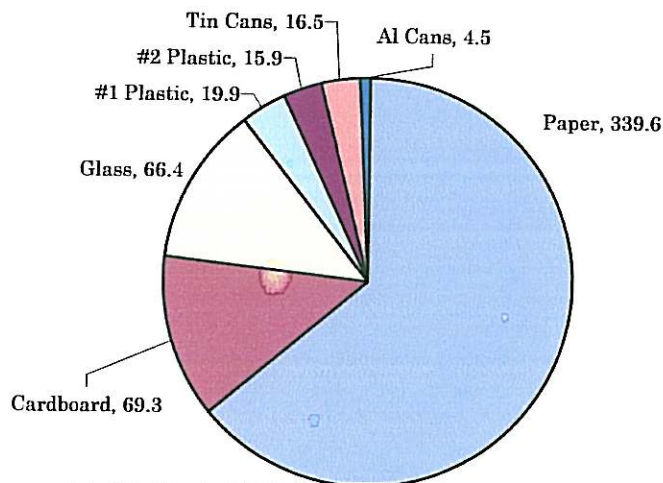
Population 4863

Year to date Lbs per capita recycled 245.0

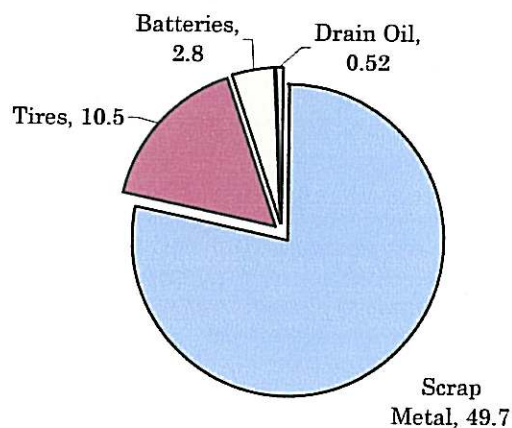
### Waste Stream Breakdown



### Single Stream Recyclables, Tons



### Recycled Bulk Items, Tons



Report completed by:

Johns Disposal Service, Inc.  
PO Box 329  
Whitewater, WI 53190  
262 473 4700

\*Total garbage weight includes weekly garbage, trash from monthly bulk and residual garbage removed from recyclables.

03/10/2010